

Partnership for
Economic Inclusion

ANNUAL REPORT

2024

PARTNERSHIP
FOR
ECONOMIC
INCLUSION

THE WORLD BANK
IBRD · IDA | WORLD BANK GROUP

CONTENTS



*Click to navigate
Table of Contents*

PART I

Impact 03

Impact Dashboard	04
Strengthening Governments	05
Advancing Evidence	07
Fostering Collaboration & Learning	09
Looking Forward	11

PART II

What We Do 12

Influence Model	13
Country Engagement	14
Innovation & Learning	14
Knowledge Generation & Sharing	15
Partnerships & Alliances	15

PART III

Appendixes 17

Results Framework	18
Theory of Change	24
Individual Grant Status	25
Financial Highlights	32

PART I

IMPACT

Impact Dashboard	04
Strengthening Governments	05
Advancing Evidence	07
Fostering Collaboration & Learning	09
Looking Forward	11

CONTENTS

IMPACT

WHAT WE DO

APPENDIXES

Impact Dashboard

RESULTS AREA 1

Supporting Government-led Economic Inclusion

DIRECT FINANCIAL SUPPORT

\$5.4 Million
invested in direct financial and technical support to 26 programs in 24 countries

FINANCING INFLUENCED

\$4.1 Billion
in World Bank financing influenced with the potential to influence \$20 billion in lending

PARTICIPANTS REACHED

6.3 Million
participants and their households reached through PEI's grant-supported programs

RESULTS AREA 2

Promoting Knowledge Generation & Sharing

COUNTRIES ENGAGED

86 countries engaged through a combination of grants, technical and advisory services, and peer-to-peer learning events

IMPACT EVALUATIONS

6 impact evaluations of government-led programs focused on scale and adaptations, provided with design and implementation support

KNOWLEDGE PRODUCTS

2.2 Thousand
knowledge products developed and disseminated that have been accessed nearly 370,000 times

RESULTS AREA 3

Ensuring Strong Partnerships & Alliances

FUNDING PARTNERS

4 funding partners directly supporting PEI's work secured and contributing to its success

TECHNICAL PARTNERS

12 leading organizations partnered with PEI to share their experience and know-how

POLICY STAKEHOLDERS

614 policy stakeholders in the economic inclusion field engaged in PEI activities

CONTENTS

IMPACT

WHAT WE DO

APPENDIXES

Strengthening the capacity of governments to innovate and scale up cost-effective, impactful economic inclusion programs

In Fiscal Year 2024 (from July 2023-June 2024), the Partnership for Economic Inclusion (PEI) engaged with 46 governments, helping them adopt, adapt, and scale economic inclusion programs through a combination of grants, technical assistance, and advisory services. To date, PEI has invested \$5.4 million in grants, which influenced \$4.1 billion in World Bank financing in 24 countries to advance the economic empowerment of women and youth, build resilience to climate change, and tailor programs to urban and displaced populations. Grant-supported, government-led economic inclusion programs are improving access to economic opportunities for more than 6.3 million vulnerable people. Game-changing lessons and tools developed as part of these grants will empower other governments to deliver impactful, cost-effective programs that reach people in extreme poverty on a global scale.

PEI-funded grants to inform World Bank-financed operations are driving innovations in achieving scale and advancing the economic inclusion of women and youth.

PEI provides grants to fund innovations and adaptations that support governments in scaling economic inclusion programs. Nine out of 10 World Bank country teams implementing grant-funded activities focused on adaptations to the COVID-19 pandemic completed their activities in FY24, with the 10th on track to do so in September 2024. Through this round of grants, governments in Africa and the South Pacific increased their capacity to deliver high-quality economic inclusion programs while combating gender inequality, providing economic opportunities for youth, and influencing government policy and strategies for scaling up.

PEI’s grants were instrumental in adapting and innovating economic inclusion interventions that reduce gender gaps and economically empower vulnerable women:

- In Angola, PEI helped identify gender-specific constraints to finetune the design of an economic inclusion component of the Kwenda cash transfer program. It also informed the design of a new human capital project that will provide tailored training and mentorship interventions and engage women role models to better address the needs of vulnerable participants.
- In Benin, PEI helped the Ministry of Social Affairs and Microfinance enable caregivers of young children to earn a reliable income as part of the Azôli apprenticeship and employment program (see Spotlight).
- In the Democratic Republic of Congo, staff of the Projet pour la Stabilisation de l’Est de la RDC pour la Paix (STEP) cash transfer program shifted the mindsets of men who resisted women-led group enterprises and created opportunities for forcibly displaced women. PEI supported STEP staff with training on women’s economic empowerment and gender-based violence.

SPOTLIGHT: SUPPORTING GENDER-RESPONSIVE ECONOMIC INCLUSION IN BENIN

In partnership with the Gender Innovation Lab, PEI and the World Bank country team in Benin conducted an assessment to identify gender-specific constraints that hinder young women from entering wage employment, particularly in male-dominated sectors. The findings informed the design of gender-responsive innovations in the Azôli program, implemented by Benin’s National Employment Agency (Agence Nationale pour la Promotion de l’Emploi, ANPE), which aims to address unemployment among women and youth by providing life skills training, coaching, and access to entrepreneurship services and internships.

The program introduced childcare services to enable women to work and participate in apprenticeships and training sessions. By June 2024, 18 community-based Early Childhood Development and Care Centers had been set up to care for the children of about 200 Azôli program participants, and the government plans to roll out more centers for young mothers. PEI conducted capacity-building activities to equip ANPE staff with the skills to guide women through employment barriers. These program adaptations increased the share of women participating in the Azôli program from 20 percent to 47 percent. With its focus on innovation and capacity building, the Azôli program sets a strong foundation for building long-term empowerment and resilience for women and youth.

IMPACT

Economic inclusion programs linking youth with entrepreneurship opportunities and skills training remain a critical pathway for income generation in the absence of formal employment:

- In Cameroon, PEI supported the government in identifying self-employment opportunities for youth in urban areas and informing the youth-focused economic inclusion pilot under the Adaptive Safety Nets and Economic Inclusion Project.
- In Ghana, PEI helped the government identify individuals at high risk of sexual abuse and barriers to social inclusion faced by urban youth, especially women and people with disabilities. It worked with the Ministry of Local Government and Rural Development to provide tailored psychosocial support. Capacity-building activities equipped program staff with the skills to guide vulnerable participants on building self-awareness and motivation and adopting a positive outlook about the future.

Direct engagement has shaped government policies to promote the scale-up of economic inclusion in several countries:

- In Djibouti, economic empowerment is now a pillar in the country's social protection strategy through 2027 as a result of regular dialogue with government stakeholders and the dissemination of lessons from a successful economic inclusion pilot integrated with the national cash transfer program.
- In Madagascar, technical assistance and lessons from international experience led the government to redirect its support from a low-impact cash-for-work program to a comprehensive economic inclusion program.
- In Uganda, an impact assessment of the economic inclusion component of the Northern Uganda Social Action Fund (NUSAF) 3 and consultation workshops with the Office of the Prime Minister led to a surge in planned investment (from \$43 million to \$100 million) in an upcoming economic inclusion program.

In June 2024, PEI expanded its grant support to promote climate-resilient economic inclusion and build on efforts to advance women's economic empowerment through adaptive safety nets, food and ecological systems, and green livelihoods and jobs. Six countries (Ethiopia, India, Kenya, Senegal, Togo, and Uzbekistan) will explore innovative responses to climate change that address barriers to women's economic empowerment while focusing on scalability. The grants, totaling close to \$1.2 million, will inform nearly \$2.4 billion in World Bank financing and reach approximately 3.8 million people over the next two years. They will support activities including

value chain analyses of climate-resilient sectors; gender assessments; capacity building; and policy dialogue on climate-focused economic inclusion programs in rural, urban, and fragile contexts.

PEI is scaling up its technical support operations in response to increased demand for economic inclusion programming.

PEI has built a world-class center of technical expertise and experience to support governments and World Bank country operations. Through its help desk, peer review services, and a robust online resource hub, on which World Bank teams can access tools and resources on economic inclusion programs, PEI fields hundreds of requests for economic inclusion programming, policy, and good practice. In 2024, it directly supported 32 countries in a wide variety of contexts through just-in-time technical support by answering 55 queries and providing practical tools such as operational manuals, terms of reference, and case studies for targeting vulnerable groups living in poverty. Although this hands-on assistance remains a core part of its support, PEI is responding to demand by scaling its technical assistance operation and putting research, operational tools, and guidance at the fingertips of policy makers and practitioners. Since its launch in 2022, PEI's Task Team Hub has provided a repository of hundreds of operational resources for World Bank country teams. In FY24, PEI provided peer review services to eight country operations to inform the design, delivery, and costing models of economic inclusion programs across programs, including the Supporting Urban Productive Economic Inclusion Vida Melhor Program in Bahia, Brazil; a Productive Economic Inclusion pilot in Lebanon; and the Sustainable Human Development Project in Somalia.

Advancing evidence on impact and cost-effectiveness and providing practical guidance to scale government-led economic inclusion programs

A growing body of evidence on the impact and cost-effectiveness of economic inclusion strategies is nurturing an expanding landscape of programs worldwide. New evidence and lessons from PEI’s grant portfolio helped governments achieve greater impact and scale. For example, a PEI assessment of the targeting, impact, cost-effectiveness, and scalability of the economic inclusion component of the NUSAF 3 program in Uganda was instrumental in informing the design and expanding the scope of the next phase of the NUSAF project.

Economic inclusion programs are expanding rapidly around the world.

Understanding the expanding landscape of economic inclusion programs was a core part of PEI’s work in FY24. Its upcoming State of Economic Inclusion Report 2024 covers extensive data from 405 economic inclusion programs worldwide, providing a diverse perspective on the global landscape and valuable operational lessons essential to achieving transformational scale. The report examines both the design and implementation aspects that are critical for success and delves into several thematic areas, including women’s economic empowerment, the economic inclusion of youth, and digital delivery mechanisms. It also highlights innovative strategies to enhance climate resilience through economic inclusion initiatives. Governments can leverage insights and lessons from the report to enhance the design and implementation of their programs and ensure alignment with global good practices while tailoring them to local contexts.

PEI’s practical guidance and operational resources are increasingly informing and influencing policy and practice.

Collaboration with partners is key to capturing and sharing practical guidance. The partnership’s In Practice and In Focus publications series provide volumes of good practice and policy guidance on ensuring economic inclusion in urban areas, leveraging behavioral science, serving refugees and forcibly displaced populations, creating market linkages for farmers, standardizing costing mechanisms, delivering government-led programs, and exploring integration with social safety nets. In Practice has helped fill crucial knowledge gaps and influenced policy and practice—by, for instance, informing the OECD’s Common Position of Members in support of the Global Compact on Refugees. The two volumes published in FY24 provide guidance on coaching, a core component of many programs, and introduce a new framework for integrating climate action into economic inclusion programs.

Building a new wave of evidence on scalable, sustainable programs

The partnership supports governments’ efforts to build their capacity to generate evidence and assess the effectiveness of their economic inclusion programs through its Impact Collaborative with the World Bank’s Development Impact Evaluation (DIME) team and other technical partners. The Impact Collaborative manages a strategic portfolio of research studies in Cameroon, Ethiopia, Haiti, Malawi, Sierra Leone, and South Sudan that evaluate the impact of government-led economic inclusion programs to better understand their effectiveness and guide national scale-up. As part of the engagement, PEI provides ongoing technical assistance and resources that support rigorous assessment, continuous improvement, and program adaptations based on empirical evidence. Practical tools such as the Common Measurement Framework and standardized household survey modules provide governments with robust instruments for data collection and analysis that facilitate the generation of evidence and support decision making. By fostering a culture of rigorous research and evaluation and providing ongoing support, PEI enables governments to produce and use evidence and, ultimately, implement programs that are both scalable and sustainable.

Countries Supported by the Impact Collaborative

Haiti
Adaptive Social Protection for Increased Resilience Project (ASPIRE)
The Impact Collaborative team assesses the pilot of an economic inclusion package including accessibility components for people with disabilities and analyzes its effectiveness on their economic activities and mental well-being.

Sierra Leone
Productive Social Safety Net and Youth Employment (PSSNYE)
The Impact Collaborative investigates the impact of layering cash transfer and poverty graduation programs on household resilience in terms of food security, consumption, assets and savings, and income diversification.

Cameroon
Adaptive Safety Nets and Economic Inclusion Project
The Impact Collaborative team identifies which characteristics of coaches and trainers enhance economic inclusion program impacts for urban youth, how best to combine coaching and training with mentorship provided by established micro-entrepreneurs, and how to promote digital financial inclusion.

South Sudan
Productive Safety Net for Socioeconomic Opportunities Project (SNSOP)
The Impact Collaborative team evaluates an economic inclusion package that is tailored for a fragile setting and targeted specifically to women, as opposed to the more traditional household targeting.

Ethiopia
Rural Productive Safety Net Project (PSNP) 5
The Impact Collaborative team assesses whether scaling economic inclusion programs has broader benefits for the local economy and tests new ways to deliver life-skills training using existing government staff.

Malawi
Social Support for Resilient Livelihoods Project
The Impact Collaborative team tests how different livelihood packages improve household resilience to climatic shocks in terms of food security, assets and savings, and income diversification. They also test the value-added of a business-oriented package for youth entrepreneurship.

CONTENTS

IMPACT

WHAT WE DO

APPENDIXES

Engaging a growing global community of partners and allies and sharing lessons and experiences to scale up economic inclusion worldwide

Fostering collaboration and learning across a diverse array of stakeholders is a core part of PEI’s strategy for advancing economic inclusion. In FY24, PEI deepened its engagement with partners and allies through focused, one-on-one consultations and peer-to-peer learning events, sought critical feedback and guidance through its second Engagement Survey (see Spotlight), and shared lessons and resources on economic inclusion through online channels and digital knowledge products.

Increased engagement is strengthening partnerships and alliances.

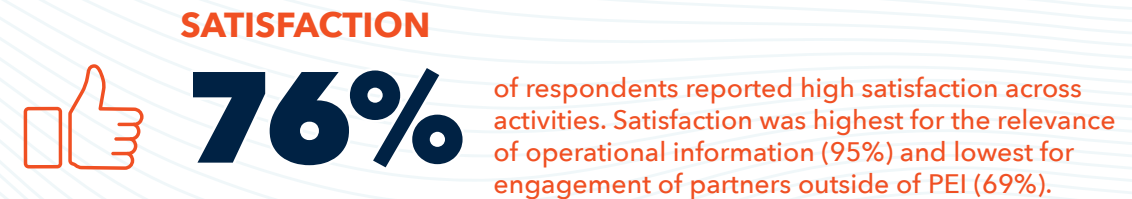
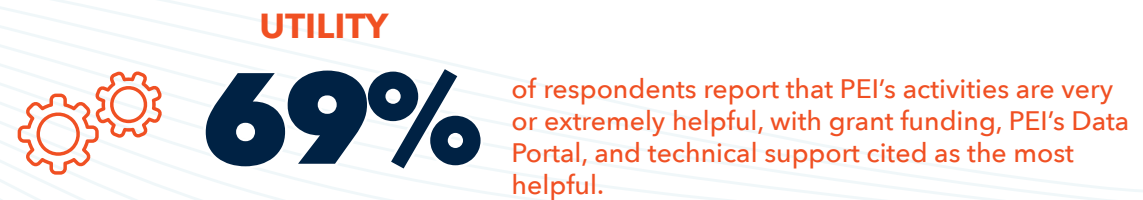
The partnership continues to engage with a robust and growing economic inclusion community of practice, including its 16 technical partners and funders, teams from the World Bank and other multilateral institutions, researchers, and global coalitions. This fiscal year, PEI refined and strengthened its partnerships with its steering committee, advisory council, and technical partners through intensive one-on-one consultations. It improved partner engagement by increasing their representation in PEI events and engaging partners in the development of the State of Economic Inclusion report. Technical partners informed PEI’s most recent round of grants to countries advancing climate resilience and women’s economic empowerment by participating in two roundtable discussions.

Open access platforms and peer-to-peer learning events are promoting knowledge-sharing and learning worldwide.

PEI’s learning events and other platforms and expanded access to knowledge products and evidence provide World Bank teams and governments with the tools and information they need to scale economic inclusion programs more effectively. In FY24, PEI continued to grow and

SPOTLIGHT: THE 2024 ENGAGEMENT SURVEY

In FY24, PEI conducted its second survey to assess the engagement of governments, technical partners and funders, World Bank teams, and other key stakeholders, in order to understand the relevance and usefulness of PEI’s work, gain insight into priorities for the future of economic inclusion, and gauge shifts in economic inclusion policy and programming. The survey received more than 350 responses from all groups, with strong representation from governments and technical partners. Key findings include the following:



Results from the survey will help inform future directions for PEI’s work. When asked what PEI should prioritize, respondents indicated that **climate resilience** is the number one thematic priority, followed by **women’s economic empowerment, food and nutrition security, and youth economic inclusion.**



Young women work at sewing clothes in a market in Guinea.
 Photo credit: Vincent Tremeau / World Bank

refine its knowledge-sharing platforms, through events, such as the Open House webinar series and the Task Team Learning Series; open-access digital platforms, such as the InSight Resource Center and the Economic Inclusion Task Team Hub; and the In Practice series of publications. To complement In Practice, in FY24 PEI launched the In Focus publications series, which provides a platform on which experts conducting original research can publish their findings.

In FY24, Open House events covered topics ranging from building women’s economic empowerment and climate resilience to exploring coaching models across the globe and designing economic inclusion programs for refugees and host communities. More than 600 policy makers and practitioners from national governments, World Bank teams, technical partners, and researchers attended Open House webinars, and recordings of the webinars have been viewed more than 7,000 times.

PEI organized six Task Team Learning (TTL) events to enable World Bank operational teams to share and discuss lessons from their implementation experience. It co-hosted four of these events—on urban informality in Africa, the productivity of microenterprises, evidence on entrepreneurship training, and support of women-led microenterprises—in collaboration with the Productive Microenterprises Knowledge Frontier Group at the World Bank. An average of 88 World Bank staff participated in each of these TTL events. Two events focused on linking the poorest people to livelihood opportunities and food and nutrition security in economic inclusion programs.

PEI’s online platforms continue to provide critical resources and opportunities for knowledge exchange. Its Data Portal and InSight Resource Center continue to drive engagement, with knowledge products accessed more than 10,000 times in FY24. More than 2,200 knowledge products on economic inclusion have been disseminated through PEI platforms, which have been visited more than 370,000 times. The influence of PEI’s knowledge products has grown, with over 40 publications citing them this year. These and other knowledge products produced by PEI have been accessed more than 60,000 times.

Looking Forward

PEI will build on its significant track record to significantly expand the quality and footprint of economic inclusion programs in response to intense demand. In its next phase, it aims to leverage its institutional knowledge to focus more sharply on scaling effective economic inclusion strategies for people living in extreme poverty. This targeted approach is designed to make a direct impact on the Sustainable Development Goals (SDG), specifically SDG1, which aims to eradicate extreme poverty.

The World Bank has set the ambitious target of significantly scaling social safety nets programs to support at least 500 million people in developing countries. PEI can help achieve the target by potentially supporting 100 million people living in extreme poverty. To do so, PEI will build on the strong platform this report reflects to support the adoption and expansion of economic inclusion programs that are evidence-backed, scalable, and fit to purpose to allow millions more people to lift themselves out of extreme poverty. Through catalytic grants and technical support, government-led programs will address the twin challenges of increasing resilience to climate shocks while strengthening women’s economic empowerment.

PEI will provide direct financial support to government-led economic inclusion programs, enabling them to change the fates of millions of people living in extreme poverty by building on global good practice and evidence. These funds will inform and leverage billions of dollars of World Bank investments. PEI’s extensive knowledge and evidence platform will benefit these programs. Its technical advice, policy guidance, and research will enrich programming worldwide, leveraging the power and influence of its partner base, including governments, NGOs, UN institutions, researchers, and donors committed to the transformational impact economic inclusion can have on improving the lives of people living in extreme poverty.



Women attend a savings group meeting in Kenya.
Photo credit: Jane Klonsky / BOMA



PART II

WHAT WE DO

Influence Model	13
Country Engagement	14
Innovation & Learning	14
Knowledge Generation & Sharing	15
Partnerships & Alliances	15

CONTENTS

IMPACT

WHAT WE DO

APPENDIXES

Influence Model

How PEI is Tipping the Scale

PEI addresses the central challenge in scaling economic inclusion programs by supporting evidence-based, multidimensional interventions delivered through government systems with the involvement of a wide range of stakeholders. Hosted by the World Bank's Social Protection and Jobs Global Practice and encompassing a diverse set of funding and technical partners, PEI is positioned to leverage cross-sectoral expertise and relationships with governments, and influence World Bank development financing to advance economic inclusion of vulnerable people in extreme poverty.

PEI works with a diverse range of stakeholders to support evidence-based, multidimensional interventions delivered through government systems.



Country Engagement

Strengthening the capacity of governments to design and adapt scalable programs that directly benefit extremely poor and vulnerable people is central to PEI’s work. The partnership collaborates with a global network of practitioners, policy makers, development partners, and research organizations and links economic inclusion programs to a wide portfolio of World Bank investments in government programs. It supports innovative economic inclusion programs led by governments through grants and technical assistance. Grants support diagnostics, including data collection and analysis, just-in-time technical assistance, identification of good practices, and in-country coordination with development partners. PEI also provides real-time technical support on program design and implementation to governments, World Bank staff, and development partners; peer review services; and information sharing, including policy dialogues with government ministries and other stakeholders.

Innovation and Learning

PEI collaborates with national and international stakeholders to collect, generate, and share evidence on how economic inclusion programs work in a broad range of settings. Insights help determine how such programs can be made more effective and sustainable on a large scale while reflecting local conditions.

Research conducted over the past decade shows that economic inclusion programs help strengthen resilience and expand opportunities for people living in poverty and vulnerability, which ultimately leads to increases in their income and assets and improves their well-being. A growing body of evidence also confirms that economic inclusion programs work in various settings and with different population groups. PEI shares these and other lessons through peer-to-peer learning events, including Country Innovation Exchanges, where government officials come together to share experiences and good practices in adapting and scaling up programs.

The partnership’s collaboration with the World Bank’s Development Impact Evaluation team is supporting a new generation of innovation and learning to support adaptation, innovation, and scale-up of government-led programs within partner countries and globally. Its open-access data portal lets users search country-level data on economic inclusion programs, explore global trends, and submit data on new programs and their costs, helping ensure that the portal reflects the latest information.



Country Innovation Exchanges

A series of exchanges on ground-level innovations on thematic areas: deep-dives on cross-cutting priorities such as gender, urban, displacement, etc.



Impact Evaluation Collaborative

A joint PEI-DIME initiative that aims to enhance the effectiveness of the next generation of government-led economic inclusion programs by building government capacity and testing ways to improve their design and implementation at scale



Data Portal

[A searchable portal](#) on program design, coverage, and institutional arrangements

Knowledge Generation and Sharing

At the heart of PEI’s mission is collecting, creating, and sharing crucial knowledge and global resources on economic inclusion programs. It is dedicated to fostering internal knowledge exchange and building strong connections with external partners to advance economic inclusion across the globe. The partnership does not just produce and share valuable resources; it actively convenes a community of practice focused on scaling effective economic inclusion strategies for people living in extreme poverty. PEI is committed to supporting development researchers, practitioners, and policy makers through innovative platforms such as the InSight Resource Center and the In Practice and In Focus publication series. Peer-to-peer exchanges and public forums such as the PEI Open House webinar series foster advance knowledge exchange and collaboration. Through these initiatives, PEI provides governments and stakeholders with the latest insights and practical guidance on what works (and what does not) in designing and implementing successful economic inclusion programs around the world.



PEI’s In Practice Publication Series

PEI’s [in-house publication series](#) engaging partners and World Bank teams to publish diagnostic studies, operational research, and policy notes



PEI InSight: A Resource Center

PEI’s [global knowledge resource center](#) offering partners and World Bank Teams the opportunity to share publications, research, operational guides, and other resources in an open-access global knowledge platform



Open House Webinar Series

[Ongoing webinar series](#) for a broad audience on policy, programming, and thematic areas of interest

Partnerships and Alliances

Scaling up economic inclusion programs is a monumental and intricate task that requires the collective efforts of a diverse array of organizations. PEI’s strength lies in its ability to harness global expertise and galvanize collaborative action through a dynamic partnership of key stakeholders. Its network includes a rich mix of funding and technical partners—from governments and UN agencies to NGOs, service providers, and research and advocacy organizations.

The partnership represents a new model for the World Bank, merging a focus on global operations with national governments and a strong commitment to diverse stakeholder collaboration. PEI’s partners are actively involved in driving joint initiatives, which include producing essential knowledge resources and fostering on-the-ground collaborations. Through efforts such as the PEI Open House Series, Country Innovation Exchanges, the In Practice publication series, and the InSight repository of tools and resources, PEI’s technical partners contribute to creating high-quality exchanges and public goods that push forward policy, practice, and evidence on economic inclusion.

Partners

- CONTENTS
- IMPACT
- WHAT WE DO
- APPENDIXES

CONTENTS

IMPACT

WHAT
WE DO

APPENDIXES

APPENDIXES

Results Framework

#	Indicator	Unit	Breakdown	Baseline Value	FY26 Target	Cumulative Value (since FY22)	Value in Current Reporting Period (FY24)
IMPACT 1: Extremely poor and vulnerable households are able to improve their lives by participating in economic inclusion programs implemented through government systems.							
1	Evidence of positive impacts in beneficiaries' wellbeing achieved by government economic inclusion programs	Evaluations	–	A review of evaluations of 80 programs in 37 countries shows that a broad range of economic inclusion programs have shown promising and potentially sustained impact on a wide range of outcomes. Most of these evaluations are from programs at nascent stage and are nongovernment-led	A review of a larger body of impact evaluations shows economic inclusion programs implemented at scale through government systems result in improvements in beneficiaries' wellbeing, including by increasing income, and assets, and improving women's economic empowerment (WEE)	-	Due in FY25
IMPACT 2: Government systems are strengthened through improved program delivery, fiscal, and policy coherence.							
2	Evidence of increased coordination and cost optimization within government structures	Countries	–	Not available	Evidence found in at least 5 countries	-	Not available ¹
LONG-TERM OUTCOME: Governments implement effective economic inclusion programs at scale for extremely poor and vulnerable populations.							
3	Number of beneficiary households in government economic inclusion programs	Households	Sector at large	18,600,000	26,000,000	15,996,584	11,302,072 ²
		Individuals	Sector at large	85,900,000	120,000,000	72,129,192	52,237,444
		Households	PEI grantees	Not available	–	1,339,149	720,688
		Individuals	PEI grantees	Not available	–	6,246,195	3,448,308
4	Percentage of government programs serving predominantly women and advancing WEE	%	Sector at large	11%	At least 50%	35%	35%
			PEI grantees	Not available	–	50%	50%

¹ The assessment of this indicator has been postponed.
² This is likely an underestimation, as it is based on programs that completed the survey. All data is self-reported and captured through PEI's 2023 Landscape Survey. Internal reports were used for some PEI grantees where data was unavailable.

- CONTENTS
- IMPACT
- WHAT WE DO
- APPENDIXES

#	Indicator	Unit	Breakdown	Baseline Value	FY26 Target	Cumulative Value (since FY22)	Value in Current Reporting Period (FY24)
5	Percentage of government programs serving the extreme poor and vulnerable	%	Sector at large	60%	80%	49%	49%
			PEI grantees	Not available	–	64%	64%
6	Number and percentage of governments with economic inclusion programming at scale	No.	Sector at large	16 government programs	At least 60 government programs	68	68
		%		15% of all government programs	30% of all government programs	39%	39%
		No.	PEI grantees	Not available	–	5	5
		%		Not available	–	33%	33%
7	Number and percentage of government economic inclusion programs that report positive sustained impacts on income, assets, and WEE	No.	–	29 government programs	65 government programs	Due in FY25	Due in FY25
		%	–	85% of government programs with an impact evaluation	90% of government programs with an impact evaluation	Due in FY25	Due in FY25
INTERMEDIATE OUTCOME 1: Governments build their capacity to implement economic inclusion programs at scale.							
8	Number of governments participating in PEI’s learning events	No.	Sector at large	Not available	At least 40 governments	73	12 ³
			PEI grantees	Not available	–	24	6
9	Percentage of governments that report having scaled up in the past 12 months	%	Sector at large	75%	85%	74%	74%
			PEI grantees	Not available	–	67%	67% ⁴
INTERMEDIATE OUTCOME 2: Governments and partners develop and incorporate the relevant evidence on design and implementation into their economic inclusion programs, as best fits their contexts.							
10	Number of visits to and pageviews of PEI’s web-based knowledge-sharing platforms	No.	Total visits (all platforms)	0	500,000	245,239	19,225
			Total website visits	0	80,000	58,492	24,514
			Total Insight Pageviews	0	25,000	2,051	2,363
			Total Data Portal pageviews	0	25,000	8,226	7,756
			Total newsletter subscribers	0	10,000	4,358	(224) ⁵

³ This refers to the number of unique countries from which government officials participated in the Open House Webinars.
⁴ Data on PEI grantees is available for 15 programs that completed the 2023 Landscape Survey. Data on CFP3 (Climate and Gender) grantees will be included in FY25.
⁵ Decrease in newsletter subscribers is due to list cleaning and maintenance.

CONTENTS

IMPACT

WHAT WE DO

APPENDIXES

#	Indicator	Unit	Breakdown	Baseline Value	FY26 Target	Cumulative Value (since FY22)	Value in Current Reporting Period (FY24)
11	Number of downloads, references or citations, and external shares (including retweets and social media shares)	No.	Downloads	0	>100,000	35,942	8,614 ⁶
			References/citations	0	>100	42	40
			External shares	NA	>5,000	350	39
12	Percentage of economic inclusion programs that have research activities planned or underway to inform their economic inclusion programming	%	Sector at large	79%	At least 90%	72%	72%
			PEI grantees	Not available	–	93%	93%
13	Percentage of economic inclusion programs or organizations whose policy or programming has shifted in response to research or evidence shared by PEI	%	Sector at large	Not available	At least 75%	89%	89%
			PEI grantees	Not available	–	100%	100% ⁷
INTERMEDIATE OUTCOME 3: Greater strategic collaboration is achieved, including through knowledge exchange, in support of national programs by partners, affiliates, and the World Bank.							
14	Number of references to economic inclusion programming in World Bank leadership statements	No.	–	0	20	32	14
15	Number of strategic collaborations between PEI and Technical Partners, affiliates, or other stakeholder organizations in the broader economic inclusion ecosystem	No.	–	10	100	110	33 ⁸
16	Evidence that country governments and other actors, including the World Bank, affiliates, and wider stakeholders, are increasingly collaborating in support of economic inclusion interventions and PEI's role in motivating them	No.	–	0	40	14	4

6 Download totals include the In Practice notes and the SEI report. The FY23 figures were revised, impacting the cumulative totals.
 7 For PEI grantees, this includes data from 3 active and 8 closed grants, based on information from closing reports or annual reports (both qualitative and quantitative studies). Data on CFP3 (Climate and Gender) grantees will be included in FY25.
 8 Instances of collaboration include events and publications organized by PEI (e.g., Open House webinars, Task Team Learning Series, publications), as well as participation of PEI in events organized by others.

CONTENTS

IMPACT

WHAT WE DO

APPENDIXES

#	Indicator	Unit	Breakdown	Baseline Value	FY26 Target	Cumulative Value (since FY22)	Value in Current Reporting Period (FY24)
OUTPUT 1: Government economic inclusion programs are designed and implemented with financial and technical support from PEI.							
17	Number of government programs receiving intensive support from PEI (total), by status of the grant (active/completed), and with a systematic gender component	No.	Total active/complete	10	40 grants active or completed...	26	26
			With a systematic gender component	2	...and at least half with a systematic gender component.	16	16
			Active	10	–	2	7
			Closed	0	–	18	19
18	Number of government programs receiving light-touch support from PEI team	No.	Total	12	40	62	32 ⁹
			Peer review	Not available	–	23	8
			Helpdesk support	Not available	–	47	23
			Country presentations	Not available	–	9	2
19	Percentage of government officials receiving support by PEI that state that PEI's support has been useful to their work on economic inclusion	%	–	0	At least 75%	76%	76%
OUTPUT 2: Contributions are made to a new wave of evidence and learning on government-led programs at scale, focusing on the main research gaps identified.							
20	Number of studies funded or commissioned by PEI completed	No.	Total	3	40	75	14 ¹⁰
			Country	Not available	–	49	9
			Global	Not available	–	26	5
21	Percentage of users reporting that PEI's studies help fill in knowledge gaps and respond to critical operational questions	%	–	0	At least 75%	82%	82%

⁹ Total helpdesk queries received is 55 (including duplicates and non-country requests) and 45 helpdesk queries excluding non-country requests. The 40 figure is just for unique countries. The 26 figure is unique country requests excluding peer reviews. 8 unique country peer reviews (excluding 2 repeated country peer review from Brazil). 2 country presentation (Seychelles and India)

¹⁰ This includes 4 In Practice notes and briefs, one In Focus publication, and 9 studies from PEI grantees, such as impact assessments, stocktaking, and needs assessments.

#	Indicator	Unit	Breakdown	Baseline Value	FY26 Target	Cumulative Value (since FY22)	Value in Current Reporting Period (FY24)
OUTPUT 3: Cutting-edge economic inclusion knowledge platforms are established and maintained to share robust and relevant content.							
22	Website established and maintained	Rating	–	3	5	3	3 ¹¹
23	Open-Access Data Portal established and maintained	Rating	–	3	5	2	2
24	Online platform to capture and share knowledge (PEI Insight Resource Center) established and maintained	Rating	–	1	5	4	4
OUTPUT 4: Public-facing learning events and dissemination are conducted to generate knowledge and promote peer-to-peer learning.							
25	Number of peer-to-peer knowledge exchange events organized, by type of event	No.	–	3	100	67	18 ¹²
26	Number of knowledge products disseminated through PEI platforms	No.	Total	3	Over 400	2,236	561
			Data Portal	Not available	–	219	219
			Insight	Not available	–	409	51
			Website	Not available	–	90	41
			Newsletter	Not available	–	160	42
			Google Drive	Not available	–	115	0 ¹³

11 For indicators 22-24, the following five-point scale applies: (1) not established; (2) established but not updated; (3) established and updated occasionally; (4) established and updated regularly; (5) established, updated regularly, and enhanced.
 12 This includes 4 Open House webinars, 6 Task Team Learning Series webinars, 2 Technical Partner Roundtables, and other gatherings with PEI's Technical Partners and affiliates. Nearly 1,400 participants attended PEI learning events organized in FY24.
 13 PEI shifted provision of resources to its website and discontinued the use of Google Drive in 2024.

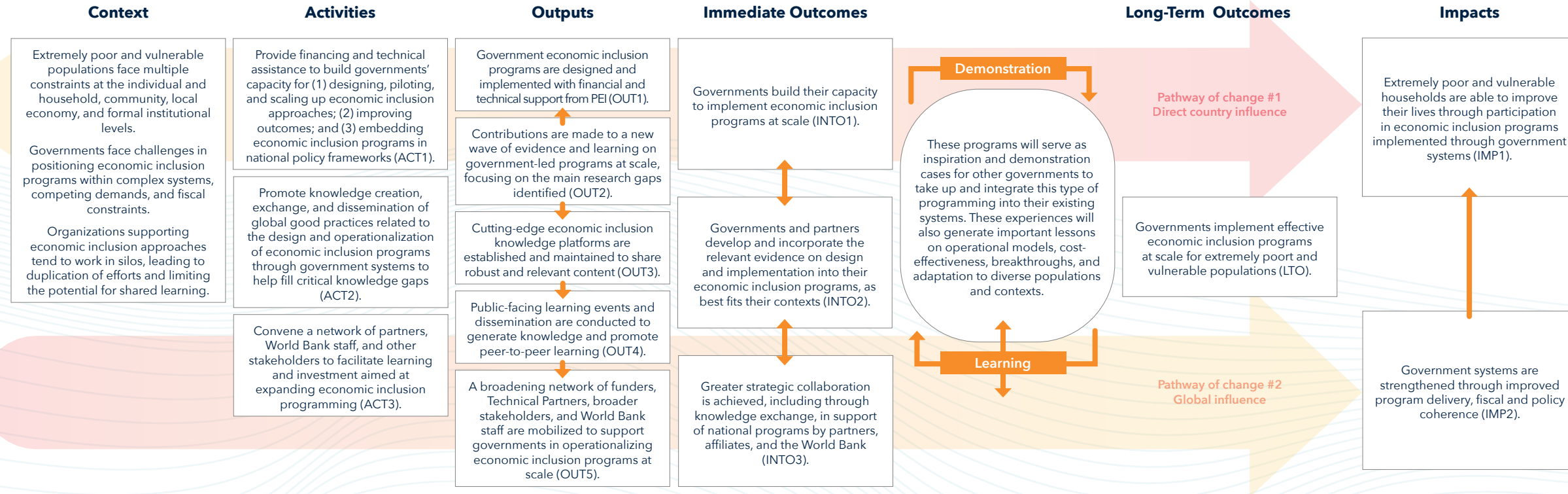
- CONTENTS
- IMPACT
- WHAT WE DO
- APPENDIXES

#	Indicator	Unit	Breakdown	Baseline Value	FY26 Target	Cumulative Value (since FY22)	Value in Current Reporting Period (FY24)
OUTPUT 5: A broadening network of funders, Technical Partners, broader stakeholders, and World Bank staff are mobilized to support governments in operationalizing economic inclusion programs at scale.							
27	Number of funders, Technical Partners, broader economic inclusion stakeholders, and World Bank Global Practices engaged in PEI activities	No.	Total	10	175	614	170
			Funders (excluding Technical Partners)	Not available	–	4	4
			Technical Partners	Not available	–	12	12
			Broader economic inclusion stakeholders	Not available	–	551	110
			World Bank Global Practices	Not available	–	47	44 ¹⁴
28	Percentage of Technical Partners engaged in PEI activities in current fiscal year	%	–	0	100%	92%	92%
29	Percentage of funders, Technical Partners, and World Bank staff who report PEI's work is useful to their work	%		0	at least 75%	74%	74%

¹⁴ For World Bank Global Practices, this refers to the number of distinct units engaged.

- CONTENTS
- IMPACT
- WHAT WE DO
- APPENDIXES

Theory of Change



Key Assumptions

- Governments and World Bank operational teams are aware of PEI financing and technical support opportunities and request such support.
- Partners, affiliates, and World Bank agree on way forward (scale through government-led programs).
- Development policy and the strategies of control actors such as the World Bank and wider stakeholders support the shift toward building on systems to drive delivery of economic inclusion programs at scale.
- Existing economic inclusion government programs will serve as demonstration cases for other governments to take up and integrate into their programming and systems.
- Country contexts largely driven by evolving global megatrends and a strengthened body of evidence will underpin decisions by governments to scale up economic inclusion programs.
- A comprehensive suite of interventions has a greater and more sustained impact on income, assets, and wellbeing relative to stand-alone interventions.
- Economic inclusion programs, when integrated in government delivery systems, push for in-country coordination.

Individual Grant Status

Country	Grant Name	Grant Objectives	Innovations	Grant Amount	Direct participants (no. of households) ¹	Status
Inaugural or Foundational Grantees						
Afghanistan	Evidence-based approach to ensuring success of economic inclusion programs in FCV settings	Strengthen capacity in evidence-based decision making for economic inclusion interventions in FCV settings through a combination of rigorous co-produced operational research with program implementers and structured support to help implementing partners translate this research into operational decisions.	WEE, Displaced	\$180,000	12,698 households in the Targeting the Ultra-Poor Pilot program under the Afghanistan Access to Finance program	CLOSED The grant-funded activities have helped produce significant additional research evaluating the impact of graduation programs in settings of multiple concurrent crises (pandemic, droughts, escalating violence). The research included an impact evaluation exploring seasonal dynamics and long-term impacts of graduation programs in fragile settings. The team also developed a women’s empowerment research framework to measure gender equality and women’s empowerment in the Targeting the Ultra-Poor context. The experience gained by the team will be used to develop and disseminate a toolkit for data collecting in FCV settings.
Bangladesh	Developing an Economic Inclusion Program through Social Safety Net Programs	Design a sustainable economic inclusion program owned and implemented by the Government of Bangladesh to help young adults in poor households improve their livelihoods.	WEE, Urban, Youth, Climate	\$178,000	15,969 households in the economic inclusion component of the Recovery and Advancement of Informal Sector Employment (RAISE) project	CLOSED The World Bank team, with PEI support, conducted a series of institutional and technical capacity assessments for government partners. Through direct support for the design of the RAISE Program, the grant engaged three government entities: PKSF (Bangladesh’s wholesale lending agency), the Local Government Division, and the Department of Social Services. Each of them was responsible to roll out complementary productive inclusion schemes, which are now incorporated under RAISE.
Egypt	Technical Assistance for Economic Inclusion/Empowerment Pilot	Complement the efficient and effective cash transfer program by introducing a new pilot program to support the Government of Egypt to improve access to economic opportunities and pilot different productive inclusion models through wage and self-employment.	WEE, Urban, Youth	\$179,867	26,321 households in the FORSA pilot	CLOSED The grant activities supported an economic inclusion pilot (FORSA). The team conducted a series of diagnostic activities including a stocktaking exercise, a profiling analysis, and a market assessment, which informed the design of the pilot. The team also developed a Partnership Strategy document to guide stakeholder engagement and a Business Process Review to document the pilot’s processes for the development of a future Management Information Systems (MIS) module. PEI also supported the Government in developing a behavioral change training module. Finally, outcomes from a baseline survey will inform the scale-up of economic inclusion activities after grant completion.

¹ EI grant-funded activities are typically advisory in nature. The participant numbers reported throughout refer to the number of households covered by the economic inclusion activities of the World Bank-financed project, which has received grant funding and advisory support from PEI.

Country	Grant Name	Grant Objectives	Innovations	Grant Amount	Direct participants (no. of households) ¹	Status
Iraq	Capacity Building for Design of Economic Inclusion	To create more knowledge and awareness among the Iraqi counterparts on the concept of economic inclusion programs and to develop together with the Ministry a design for an economic inclusion pilot in Iraq.	Urban	\$178,800	2,200 households are expected to participate in the Protecting and Promoting Human Capital pilot	CLOSED The grant helped with the integration of economic inclusion into the national agenda in Iraq, advancing economic inclusion programming in the country. In close collaboration with the government, the World Bank team designed Iraq's first economic inclusion pilot. Grant activities enabled knowledge-sharing and the production of studies to inform the design of the pilot intervention, including a stocktaking of best practices on economic inclusion. The grant helped produce a local assessment and stakeholders mapping to inform the intervention rollout, and the development of an impact evaluation proposal.
Madagascar (Southern)	Support for Resilient Livelihoods in the South of Madagascar	Support the Government of Madagascar in developing diagnostics, reviews, and evidence-based policies to shape the design and targeting of a component on resilient livelihoods under the 'Support to Resilient Livelihoods in the South of Madagascar (MIONJO)' Project.	Urban	\$180,000	30,560 households in the economic inclusion component of the MIONJO project	CLOSED The grant contributed to shaping the design and targeting of an economic inclusion intervention in the south of Madagascar. It also supported the capacity building of government staff and NGO implementing agencies. Under the grant, international and local consultants facilitated learning activities to build an incremental understanding of the graduation approach among government staff and country counterparts. The grant enabled the development of local assessments and programming tools: a review of existing livelihood support schemes in the country, a households' drought impact assessment to identify household livelihood strategies and integrate them into the project design, an operational manual and a targeting plan to guide the implementation of the economic inclusion intervention.
Malawi	Developing Innovative Economic Inclusion Programming for Ultra-Poor Households	Provide technical and operational support to the Government of Malawi to build economic inclusion implementation capacity and enhance the design of livelihoods packages for extremely poor households benefiting from Social Cash Transfer and Public Works Programs.	Climate, Urban	\$180,000	345,742 households in the Social Support for Resilient Livelihoods Project (SSRLP)	CLOSED The grant has strengthened the government's capacity to implement improved designs of the economic inclusion intervention. The grant fostered the growth and scaling up of livelihood support interventions through additional resources contemplated for SSRLP as part of crisis response. Also, the grant facilitated a collaborative in-country impact evaluation design of the economic inclusion intervention to generate rigorous evidence for further scale up. Technical assistance supported knowledge products that significantly shaped an efficient delivery approach for the intervention. The products range from an assessment of the livelihoods training curriculum, M&E systems, and functionality of the MIS, to the development of livelihood Training of Trainers Manual and the review of the graduation operational guidelines. The production of those critical tools was followed by workshops to guarantee effective implementation.
Mozambique	Operational Options for Poor Farmers' Economic Inclusion	To design operational options for the economic inclusion of poor subsistence farmers who are social protection beneficiaries (Pequenos Agricultores) into financially sustainable value chains.	Climate, Displaced	\$180,000	380,042 households in the Agriculture and Natural Resources Landscape Management Project	CLOSED The grant-funded technical assistance produced a target population assessment and a market linkages study of agricultural opportunities, with a focus on climate-resilient crops, to inform the economic inclusion pilot. The World Bank and Government teams engaged in technical meetings through the Social Protection and Agriculture agencies to harmonize interventions towards a more effective inclusion of poor and vulnerable households in rural and peri-urban areas in targeted provinces. The design of these joint interventions includes the development of horticulture for poor and vulnerable households in peri-urban areas to integrate them with small emerging commercial farmers while focusing on food security.

CONTENTS

IMPACT

WHAT WE DO

APPENDIXES

Country	Grant Name	Grant Objectives	Innovations	Grant Amount	Direct participants (no. of households) ¹	Status
Panama	Panama Productive Inclusion Program in Indigenous Territories	Strengthen the institutional capacity of the Ministry of Social Development (MIDES) in Panama to implement and improve the Cohesion Social Program, which seeks to sustainably increase the income among the poor indigenous population in Panama.	WEE, Urban	\$240,000	5,845 households in the Cohesion Social program pilot	CLOSED The grant-funded activities expanded the institutional capacity of MIDES to implement economic inclusion programs. The grant supported the design and implementation of an impact evaluation, which will facilitate the adoption of future economic inclusion programming in Panama. Also, during the COVID-19 pandemic, the grant supported the implementation of contingency plans and a digital real-time monitoring system allowing the continuity of the intervention.
Uzbekistan	Promoting Entrepreneurial Mindset and Skills in Uzbekistan	Inform the development and implementation of an intervention focused on entrepreneurship to foster the economic inclusion of vulnerable groups (ultra-poor and specific vulnerable groups such as youth and women).	Urban	\$180,000	12,161 households in the Strengthening the Social Protection System Project	CLOSED The grant contributed to the development and implementation of an entrepreneurship intervention to foster the economic inclusion of vulnerable groups in the country. The grant-funded activities helped to develop local evidence to customize the design of the intervention. A living inventory of entrepreneurship programs was produced and used to improve referrals of beneficiaries. Likewise, an entrepreneur survey helped to shape the training curricula of the program. With support from PEL, the World Bank team supported the Government in the development of training manuals and tools to expand skills for women empowerment and financial literacy tailored to the beneficiaries' needs.
Zambia	Developing Sustainable Livelihoods through Value Chain Linkages	Provide technical and operational support to Government of the Republic of Zambia to develop operational techniques to enable growth of women-led household and micro enterprises in poor communities to move from 'survival mode' to 'opportunity mode' through upstream value chain linkages.	WEE, Urban	\$180,000	139,351 households in the Supporting Women's Livelihood (SWL) component of the Girls Education and Women's Empowerment and Livelihood (GEWEL) Project	CLOSED The grant enabled the development of assessments and operational guidelines to establish value chain linkages for beneficiaries of the Supporting Women's Livelihood (SWL) component (for example, a summary of Value Chain Business Models and an Operational Manual to guide the implementation of the economic inclusion intervention). Also, the World Bank team facilitated linkages between the GEWEL and Zambia Agribusiness and Trade Project, two economic inclusion-related interventions that had not traditionally worked together, expanding their joint capacity to boost economic growth for women's led household and micro-enterprises.
COVID-19 Recovery - Round 2 Grantees						
Angola	Empowering Angolan Women	Inform the design of economic inclusion interventions to empower poor young Angolan women in urban and peri-urban areas.	WEE, Urban, Youth	\$250,000	25,324 households in the economic inclusion component of the Strengthening the National Social Protection System Project	CLOSED The team completed a comprehensive assessment of the constraints affecting women and girls receiving cash transfers in urban and peri-urban areas and an assessment of the enabling environment for job creation among young women. The findings informed the design of gender-sensitive interventions in the Kwenda program and were incorporated in two additional World Bank operations: Enhancing the Social Protection System for Human Capital and Resilience Project (P181495) and Angola Youth Employment and Opportunities Project (P505158).

CONTENTS

IMPACT

WHAT WE DO

APPENDIXES

Country	Grant Name	Grant Objectives	Innovations	Grant Amount	Direct participants (no. of households) ¹	Status
Benin	Enhancing Youth Economic Inclusion and Women's Empowerment	Support the government of Benin (i) to increase learning on women's empowerment to advance the economic inclusion agenda and (ii) to introduce gender-responsive innovations in its national economic inclusion program as well as strengthen its capacities to deliver the Azôli program.	WEE, Urban, Youth, Climate	\$250,000	8,618 households in the Benin Youth Inclusion Project	CLOSED The grant supported two qualitative studies, one that identified women's constraints to accessing markets and wage employment, and another that assessed the impact of the Benin Youth Employment Project (P132667). The results will inform the additional financing of the Benin Youth Inclusion Project (P181474). The grant also supported technical assistance on the design of a gender-responsive Azôli economic inclusion program that provides childcare services. Other grant-financed activities that were completed include a process evaluation of the Azôli program, capacity-building of government employment agents, and technical support to develop operational tools, a gender plan, and an M&E system for the program.
Cameroon	Innovations for the Economic Inclusion of Urban Youth in the COVID-19 Context	Support the development of innovations for the economic inclusion of young informal sector workers in urban areas of Cameroon. With a focus on the COVID-19 context, the Grant aims to contribute to current efforts to improve youths' income-generating capacity and their resilience to shocks.	WEE, Urban, Youth	\$250,000	65,000 households are expected to participate in the economic inclusion component of the Adaptive Safety Nets and Economic Inclusion Project	CLOSED The grant supported several activities that informed the design of a youth economic inclusion sub-component of the Adaptive Safety Nets and Economic Inclusion Project (P175363). This includes a feasibility assessment of an innovative targeting system using mobile phone data to identify beneficiaries. Based on the study results, the government is planning to develop a predictive model using telecom data. The team also completed a mapping exercise of digital financial service providers, an analysis of digital savings options, and a market assessment to identify youth entrepreneurship opportunities in five urban areas.
Djibouti	Djibouti Productive Inclusion Program	Support the technical and institutional capacity of the Ministry of Solidarity and Social Affairs in developing and launching implementation of a new productive inclusion program.	Youth	\$210,000	6,000 households , in the economic inclusion component of the Integrated Cash Transfer and Human Capital Project and the Emergency Crisis Project	CLOSED Despite a delayed start due to overlapping crises affecting the country, the World Bank team completed all grant activities. The team completed a stocktaking report that focused on lessons from previous economic inclusion initiatives, socioeconomic analysis of the informal sector, and COVID-19 implications for economic inclusion activities in Djibouti. The mapping report was instrumental in informing the economic inclusion pilot under the Integrated Cash Transfer and Human Capital Project. The grant also supported technical assistance on the operationalization of an economic inclusion module in the MIS used by the Ministry of Social Affairs and Solidarity and the development of an initial framework and roadmap for a graduation strategy. The grant enabled the team to engage in dialogue with policy makers which informed the inclusion of economic empowerment as a key pillar in Djibouti's new social protection strategy for 2023 to 2027.
Democratic Republic of Congo	Economic Inclusion for Refugees Pilot	Inform the design of an economic inclusion program that responds to the specific needs and vulnerabilities of refugees that are STEP (DRC Eastern Recovery Project) beneficiaries.	WEE, Displaced, Climate	\$250,000	167,680 households in the economic inclusion component of the DRC Eastern Recovery Project	CLOSED Despite delays due to a change in the implementing agency for the STEP project, the World Bank team completed all grant activities. The grant supported an analysis of best practices for integrating displaced populations into economic inclusion programs, and the results were shared with the government to inform the design of three pilots to support refugees and internally displaced people in DRC. The World Bank team also developed an operations manual on implementing economic inclusion for refugees and training materials to build the capacity of the government to guide beneficiaries with enterprise management, financial inclusion, nutrition behavior change, and addressing gender-based violence.

CONTENTS

IMPACT

WHAT WE DO

APPENDIXES

Country	Grant Name	Grant Objectives	Innovations	Grant Amount	Direct participants (no. of households) ¹	Status
Fiji	Scaling Up Gender-Sensitive Economic Inclusion Programs for Green, Resilient, and Inclusive Development in Fiji	Carry out analytical and advisory activities to inform the Government of Fiji's efforts in recovering from COVID-19 by scaling up gender-sensitive economic inclusion programs for green, resilient and inclusive development in Fiji.	Climate, WEE	\$250,000	5,300 households in the Jobs for Nature program; 1,140 households in the Jobs for Nature program are expected to receive training informed by the grant	CLOSED After delays due to national elections in 2022, the grant-funded activities were completed with a few changes. The grant supported a diagnostic report for the Welfare Graduation Program to inform the economic inclusion framework and strategy. Although the World Bank team successfully contracted a firm to develop training materials on financial literacy and skills development, the piloting phase of the materials could not proceed due to limited engagement from the ministry, resulting in the activity remaining incomplete. However, the team was able to redirect some of the grant to support a community-based green public works program called Jobs for Nature 2.0 and funded a study to inform the choice of skills training and identify options for digital public works modalities to enhance the program's gender impact. Unutilized funds were returned to PEI.
Ghana	Facilitating the Expansion of Productive Inclusion Activities to Urban Areas of Ghana	Carry out analytical and advisory activities to inform the government of Ghana's expansion of Productive Inclusion activities to urban areas.	Climate, Urban	\$250,000	10,000 households expected to participate in the urban economic inclusion component of the Ghana Productive Safety Net Project 2	CLOSED The grant supported a needs assessment conducted in target urban areas to identify constraints among potential beneficiaries of the Complementary Livelihood and Asset Support Scheme (CLASS). The assessment informed the development of training content on business management and life skills and a market access handbook that provides guidance on how to establish market linkages. The World Bank team also conducted a training of trainers workshop to equip the Ministry of Local Government and Rural Development staff with the skills to guide beneficiaries.
Indonesia	Urban Regeneration and Economic Inclusion in Indonesia	Develop methodologies and tools to support the integration of appropriate economic inclusion strategies into the design and implementation of urban regeneration strategies.	Climate, Urban	\$180,000	Not applicable	DROPPED Initially, activities under the grant largely focused on developing a strong engagement strategy with the government and deepening country-level understanding of how an economic inclusion approach could strengthen the government's urban integrated regeneration approach. However, due to changes in government priorities, the pipeline urban project that the grant activities were intended to support did not come to fruition. The majority of the funds were returned to PEI, and the initial activities that were carried out were documented.
Madagascar	Economic Inclusion Pilot in Urban Areas	To provide access to productive activities and economic inclusion to extremely poor households for the first time in urban areas of Madagascar following COVID-19.	Climate	\$250,000	30,000 households in the Social Safety Net Project receiving different packages of economic inclusion support	CLOSED Despite a few delays, the World Bank team is on track to complete all grant activities by the end of September 2024. The team has provided technical support to inform the design and implementation of productive inclusion activities under the Urban Safety Net Program. The team completed data collection for three studies: (i) comparative study of living standards of beneficiaries of different interventions; (ii) randomized controlled trial to compare the cash transfer program with programs with accompanying measures; and (iii) review of the Urban Productive Inclusion cash-for-work program. A workshop on lessons from the Sahel productive inclusion impact evaluations was delivered to more than 30 staff from the Ministry of Population and Social Protection and the Intervention Fund for Development.

CONTENTS

IMPACT

WHAT WE DO

APPENDIXES

Country	Grant Name	Grant Objectives	Innovations	Grant Amount	Direct participants (no. of households) ¹	Status
Uganda	Assessing Economic Inclusion Interventions in Northern Uganda	Assess the effectiveness of the models for economic inclusion interventions to increase income, assets and build resilience among the extremely poor and vulnerable households in Northern Uganda.	WEE	\$250,000	132,838 households in the Third Northern Uganda Social Action Fund (NUSAF 3)	CLOSED The World Bank team completed a diagnostic that included a process evaluation of the economic inclusion component under NUSAF 3, as well as an assessment of targeting, impact, and cost-effectiveness, and its scalability prospects. The diagnostic and consultation workshops with the Office of the Prime Minister and several ministries led to a significant increase in investment in the economic inclusion component under the pipeline NUSAF follow-up project.
Climate and Gender - Round 3 Grantees						
Ethiopia	Promoting Climate-Resilient Livelihoods Options for Poorest Women	Support the Government of Ethiopia to develop viable climate-resilient livelihood options for poor women participating in the Productive Safety net Program to enhance their shock resilience through income diversification.	WEE, climate	\$200,000	400,000 households are expected to participate in the economic inclusion component of the next phase of PSNP	ACTIVE The grant will support a value chain analysis that identifies climate-resilient livelihoods and informs the design of the economic inclusion component under the PSNP. It will also support a policy report and workshop with the government.
India	Building Climate Resilience of Rural Women in India	Build the resilience of rural women in India to adapt to climate change, gain access to green jobs and participate in global carbon markets.	WEE, climate	\$200,000	510,000 households in the economic inclusion component of the Tamil Nadu Rural Transformation Project	ACTIVE The grant will inform the design of training activities on climate-smart agricultural technologies and a tool that raises awareness on carbon credits.
Kenya	Building Climate Resilience of Rural Women in Kenya	Support the sustainable livelihoods and empowerment of poor and vulnerable women in Kenya by integrating climate resilience into economic inclusion programming.	WEE, climate	\$200,000	50,000 households are expected to participate in the Second Kenya Social and Economic Inclusion Project (KSEIP 2)	ACTIVE The grant will support a diagnostic study to identify market linkage gaps in green value chains, a gender norms diagnostic, and a study to determine effective dissemination of climate and disaster information particularly for women participants.
Senegal	Enhancing Climate Resilience for Women through Climate-Smart Economic Inclusion Programs	Inform the introduction of innovative interventions to promote women's climate adaptation and resilience through the two government-led economic inclusion programs Yokk Koom Koom (YKK) and the Agriculture Resilience Program (ARP).	WEE, climate	\$200,000	125,000 households are expected to participate in the YKK and ARP programs.	ACTIVE The grant will support a study to identify constraints to climate adaptation strategies for women and inform the design of climate-adaptive interventions for poor households.

Country	Grant Name	Grant Objectives	Innovations	Grant Amount	Direct participants (no. of households) ¹	Status
Togo	Strengthening Women’s Resilience through Climate-Smart Economic Inclusion	Build climate resilience of Togolese women through climate-sensitive targeting and program design under the national flagship safety net program Novissi and other poverty-targeted initiatives.	WEE, climate	\$200,000	455,000 households are expected to participate in the economic inclusion component of the Novissi program.	ACTIVE The grant will support the development of training modules on climate-sensitive agricultural practices and enhance the ability of the national registry to identify households vulnerable to climate change.
Uzbekistan	Support to Uzbekistan Economic Inclusion Program	Support the Government of Uzbekistan to design a climate-resilient and gender-sensitive economic inclusion program for vulnerable households.	WEE, climate	\$200,000	100,000 households are expected to participate in an economic inclusion program under the Innovative Social Protection System for Inclusion of Vulnerable People Project (INSON)	ACTIVE The grant will support a needs assessment focusing on climate change impacts, mapping of climate-resilient technologies, and capacity building of the National Agency for Social Protection.

Financial Highlights

As of June 30, 2024, development partner contributions to the Partnership for Economic Inclusion Multi-Donor Trust Fund (PEI MDTF) totaled \$15.34 million. The table below presents the status of paid and unpaid contributions by development partners. These contributions represent the amounts specified in the administrative agreements.

Development Partner	Contribution Currency	Signed (Contribution Currency)	Amount Received (US\$, Millions)	Total (US\$, Millions)
New Venture Fund	Million \$	4.00	4.00	4.00
Germany-Deutsche Gesellschaft für Internationale Zusammenarbeit (GIZ)	Million €	5.90	6.84	6.84
BRAC USA, Inc	Million \$	0.50	0.50	0.50
Ireland - Minister for Foreign Affairs/ Irish Aid	Million €	1.15	1.25	1.25
Stichting BRAC International	Million \$	0.75	0.75	0.75
Co-Impact Philanthropic Funds, Inc.	Million \$	2.00	2.00	2.00
Total paid and unpaid contributions			15.34	15.34

The table below presents the financial summary for the PEI MDTF, including information on the status of donor contributions, investment income, grant commitments and disbursements, and funds available for future allocations.

Description	Inception - June 30, 2019	July 1, 2019 - June 30, 2020	July 1, 2020 - June 30, 2021	July 1, 2021 - June 30, 2022	July 1, 2022 - June 30, 2023	July 1, 2023 - June 30, 2024	Cumulative up to June 30, 2024
Signed contributions (US\$ equivalent)							
Total signed contributions	7,169,670	500,000	3,164,145	1,273,820	989,285	2,250,000	15,346,921
Unpaid contributions	-	-	-	-	-	-	-
Receipts (US\$ equivalent)							
Contributions paid in	4,169,670	1,750,000	4,369,095	1,818,870	989,285	2,250,000	15,346,921
Investment income	24,626	78,898	18,490	10,953	153,241	186,419	472,628

APPENDIXES

Description	Inception - June 30, 2019	July 1, 2019 - June 30, 2020	July 1, 2020 - June 30, 2021	July 1, 2021 - June 30, 2022	July 1, 2022 - June 30, 2023	July 1, 2023 - June 30, 2024	Cumulative up to June 30, 2024
Total receipts	4,194,297	1,828,898	4,387,586	1,829,823	1,142,526	2,436,419	15,819,548
Disbursements (US\$ equivalent)							
Grant disbursements	-	1,119,622	2,263,700	2,931,158	2,957,277	2,359,110	11,630,866
Program management	137,041	257,107	126,488	178,468	139,139	278,063	1,116,306
Total disbursements	137,041	1,376,729	2,390,188	3,109,626	3,096,416	2,637,173	12,747,172
Trust fund cash balance (US\$ equivalent)							
Grant committed amounts							13,869,716
Grant allocations							13,819,716
Available balance for new programming^(a) (US\$ equivalent)							
							1,999,832

(a) As of June 30, 2024, US\$0.05 million in approved grants are still pending transfer/allocation; thus, \$1.95 million will be the available budget for new grants in light of the pending allocations. Source: SAP (World Bank internal system).

Notes: In accordance with the Trust Fund Administrative Agreement (see annex 2, para.3.3), “the Bank shall provide to the Donors via the Development Partner Center website, within six (6) months following the end of each Bank fiscal year, an annual single audit report, comprising (1) a management report together with an audit opinion from the Bank’s external auditors concerning the adequacy of internal control over cash-based financial reporting for all cash-based trust funds as a whole; and (2) a combined financial statement for all cash-based trust funds together with the Bank’s external auditor’s opinion thereon.

Disbursements as of June 30, 2024

Code	FY24 Actuals as of June 30, 2024 (US\$)	Cumulative Disbursements Since Inception (US\$)
Program Management/Administration	278,063	1,116,306
Staff time	273,555	868,190
STCs	-	155,617
Travel	2,354	50,975
Other Program Expenses	2,154	41,524

Code	FY24 Actuals as of June 30, 2024 (US\$)	Cumulative Disbursements Since Inception (US\$)
Pillar 1: Country Engagement	823,944	5,699,504
Staff time	43,000	797,530
STCs	44,699	959,538
Travel	-	13,062
Grants CFPI/CFP2	735,115	3,893,429
Other Program Expenses	1,130	35,945
Pillar 2: Innovation and Learning	452,374	1,836,919
Staff time	51,337	437,241
STCs	-	675,881
Travel	-	74,987
Impact Collaborative Grants	400,817	420,839
Other Program Expenses	220	227,970
Pillar 3: Global Knowledge	1,082,792	4,094,443
Staff time	230,412	948,662
STCs	765,270	2,635,019
Travel	17,972	44,843
Events	62,810	333,493
Other Program Expenses	6,327	132,426
Total	2,637,173	12,747,172

Source: SAP (World Bank internal system)

CONTENTS

IMPACT

WHAT WE DO

APPENDIXES

The Partnership for Economic Inclusion (PEI) is a global partnership with a mission to support the adoption and scale-up of government-led economic inclusion programs that increase the earnings and assets of extremely poor and vulnerable households. PEI brings together global stakeholders to catalyze country-level innovation, advance innovation and learning and share global knowledge. PEI is hosted by the Social Protection and Jobs Global Practice of the World Bank.

Visit us at peiglobal.org

